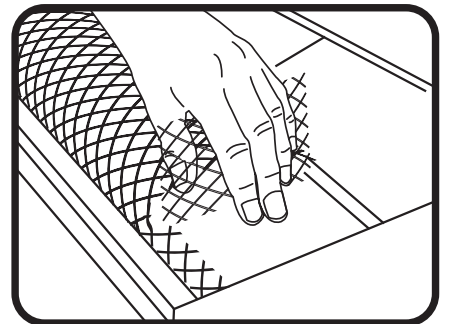
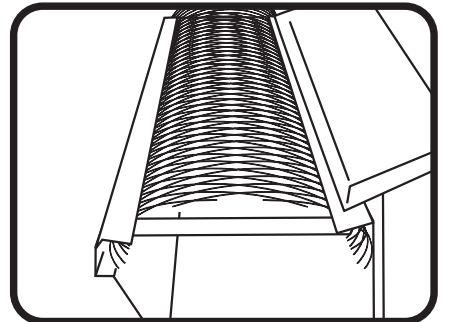
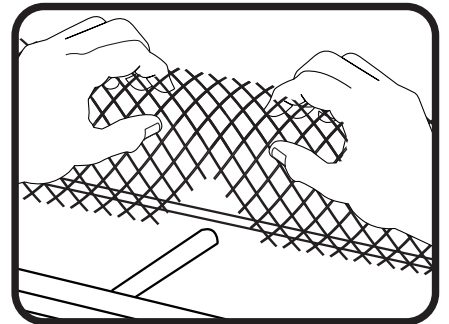
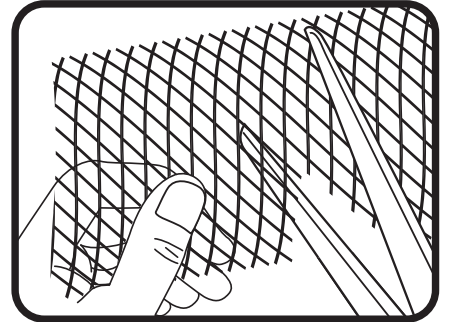


# GUTTER GUARD

Plastic Mesh

1. Cut product into 4-5 foot strips.
2. Make notches over gutter hangers.
3. Arch into top lip.
4. Cut and bend in end.



# PROTECTOR DE CANALONES

## Rejilla plástica

1. Corte el producto en tiras de 1,2-1,5 m.
2. Haga muescas sobre las varillas del canalón.
3. Arquee en el labio superior.
4. Corte y doble hacia adentro el extremo.



Follow Us @FrostKing  
or [www.frostking.com](http://www.frostking.com)



Thermwell Products Co., Inc.  
Mahwah NJ 07430 | Sparks NV 89431

Need help or information  
about any Frost King product?  
Call **1-877-FROST 20**  
3 7 6 7 8

For videos, instructions, hints and tips  
visit [www.frostking.com/instructions](http://www.frostking.com/instructions)